


MODEL 209 as of 1.6.04 except CODE (P98) Black Series




- 1 Cover on shift lever
- 2 Gearshift lever
- 3 Fuse
- 4 Shift lever boot
- 5 Catch lugs
- 6 Connectors

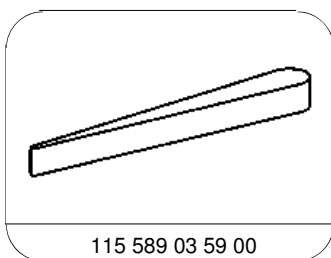


P68.20-3199-06

**Modification notes**

|         |   |  |  |
|---------|---|--|--|
| 29.5.06 | "Disconnect/connect ground line on battery" removed |  |  |
|---------|---|--|--|

|   | Remove/install   |  |                               |
|--|--|--|-------------------------------|
| 1  | Loosen shift lever booth (4) from shift lever cover (1) and pull over shift lever (3). |  Long wedge | <a href="#">*115589035900</a> |
| 2  | Turn retainer (3) one half turn counterclockwise and unlock                            |  |                               |
| 3  | Remove shift lever boot (4) upward   |  |                               |
| 4  | Open ashtray   |  |                               |
| 5  | Pull gearshift lever cover (1) upward in area of catch lugs (5)                        |  |                               |
| 6.1  | Disconnect connectors (6) from rear of cover on gearshift lever (1)                    | With stationary heater, code 228   |                               |
| 7  | Install in the reverse order   |  |                               |



115 589 03 59 00

Long wedge